

# 1. Wat hoort bij wat?

Trek lijnen tussen de plaatjes aan de rechterkant en de linkerkant waarvan jij denkt dat deze bij elkaar horen. Schrijf erachter welke energiesoort het is.



.....




.....



.....




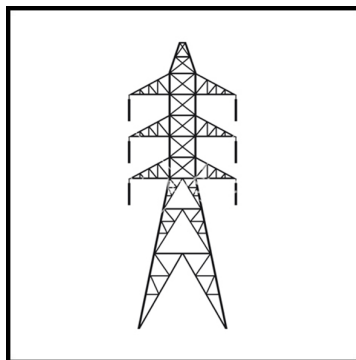



.....



.....




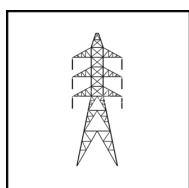
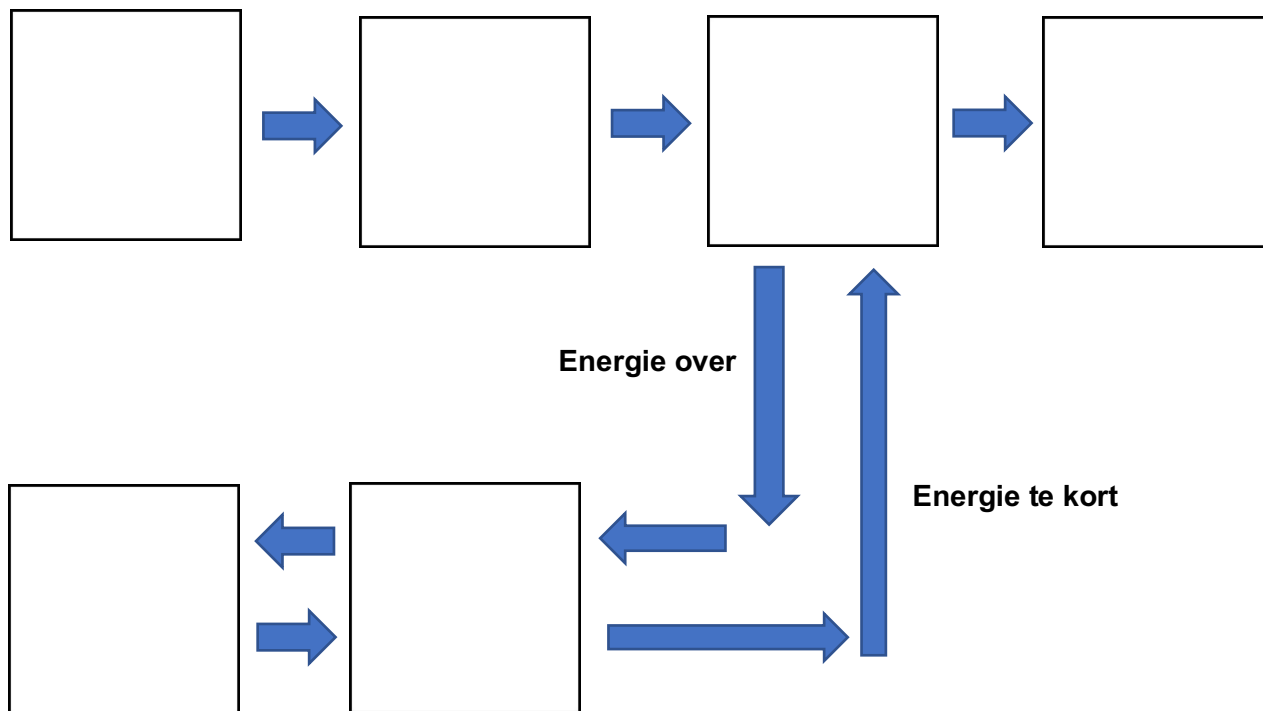
## 2. Windenergie.

Knip de pictogrammen uit en leg deze in de juiste volgorde.



### 3. Zonne-energie:

Knip de pictogrammen onderaan de pagina uit en plak deze in de juiste volgorde.





## 4. Kernenergie:


Welke stappen missen? Knip deze uit onderaan de pagina en plak de missende pictogrammen in de juiste vakjes.




Mijnbouw uranium




Van steen tot gas



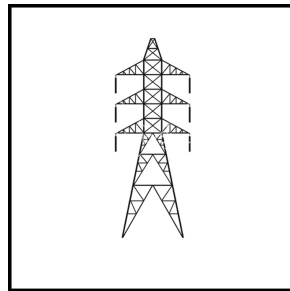
Verrijgingsproces



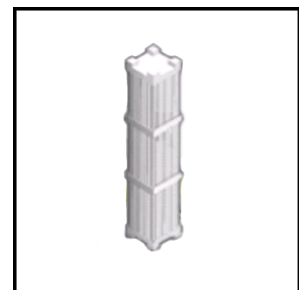
Elektra




Transformator



Hoogspanningsmast



Brandstofproductie



Energiecentrale

